



Colegio Gabriela Mistral  
Coronel  
Asignatura: Inglés  
Unidad: 1  
Docente: Hernán Olivares Torres

Objetivo: Reconocer y asociar sonidos.  
Contenidos: Presente continuo y vocabulario del cuerpo

## 6° Básico - GUÍA N° 4

Name: \_\_\_\_\_ Grade: \_\_\_\_\_

Instrucciones:

- Lea atentamente las instrucciones de cada ejercicio.
- Si no puede imprimir responda en su cuaderno, con lápiz mina.
- No responder en forma digital.
- Puede utilizar diccionario o traductor, en caso sea necesario.

### 1) Read the text and answer the questions.

**Be good to your body**

So you want a candy  
But you need to eat an apple  
Tell me what you have to do  
Leave the candy in the wrapper  
Shake the apple from the tree  
Natural food is best, you see!


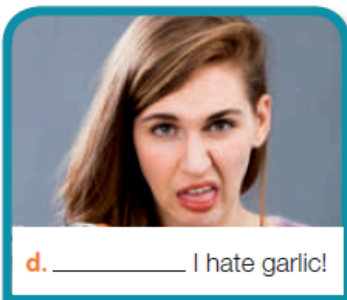

So you want a can of soda  
But you need a glass of fruit juice  
Tell me what you have to do  
Leave the soda in the can  
Squeeze the juice from the fruit  
Natural's best for me and you...

Chorus. (n.d.). Retrieved from <http://www.songsforteaching.com / healthyhabits / begoodtoyourbody.htm> (adapted)

- Underline all the words that sound similar. Use different colors for each pair of words.
  - Highlight all the vocabulary of food.
  - What is the main purpose of the text?
-

2) Look at the pictures and complete the sentences with the words from the box.

Yummy hungry Yuk! delicious thirsty tasty



3) Go to this link <https://www.youtube.com/watch?v=bgfdqVmVjfk>. Watch and listen to the video, then answer the questions.

- a) What are they drinking?  
\_\_\_\_\_
- b) From your point of view what is the main course?  
\_\_\_\_\_
- c) What did they eat for dessert?  
\_\_\_\_\_

Link para trabajo complementario:

[http://esl.fis.edu/vocab/q21/health\\_r.htm](http://esl.fis.edu/vocab/q21/health_r.htm)